

The Bulletin

Phillip Island and San Remo
District 9820



Week 5 : July 2015



August is Membership month...



District Governor:

Merv Williams

President: Keith Gregory
5956 8611

Secretary: Chris Adams
0407 887 385

Meeting every MONDAY at 6.30pm. Visitors Welcome. RSL, Thompson Ave, Cowes.

President's Report

We had another good meeting this week and enjoyed hearing from Lyn Greene as she presented the "person behind the badge". Lyn dressed for the occasion in clothing she bought at our OP Shop and she challenged us all to do the same at a meeting in the future.

Lyn has had a full and interesting life, born in 1966, at a time when Sir Robert Menzies was Prime Minister and Henry Bolte was Premier of Victoria. Lyn lived in Kew and after school obtained her first job in an advertising agency, a number of roles, initially as a proof-reader (*Ed: oooo deer I beta double check my spelling and gramma now*) and then in advertising and sales promotion. Lyn has had a variety of further roles as a typist, secretary, accounts receivable, funeral director (*Ed: you read that correctly... no creative editing by me!*), and practice manager for a physiotherapist to name but a few. She is also well qualified and holds a Bachelor of Music, Bachelor of Network Engineering, Diploma of Education

and returned later to study Business Administration in 2013.

Lyn met Peter over a coffee in Loch and they discussed Rotary. Lyn now lives with Peter and humourously describes herself as Peter's "chauffer" but we all know that they are a very happy couple for some 15 months.

Once again Lyn was asked a number of questions about herself from attending members to get to know her better than we do already. Lyn is not only a great person to know but also a fine Rotarian who provides her talents and support to most of our Club projects. She has as well taken on the responsibility as deputy Treasurer for our Club. We all wish her well and look forward to many years with her in our Club.

The night was also important in that we had a prospective Rotarian attend, Simon Kirton who works in the Pro Shop at Cowes Golf Club. Simon expressed his interest in Rotary to Rotary International and this interest was transmitted to us via District. I made contact with Simon and all of this happened within a couple of days.

We gave Simon an insight into our Club and Rotary by way of all members attending describing what they and we do as a Club. Simon appeared to enjoy his first meeting and he has indicated he will attend again next week.

Phil once again recommended all members to go to our District Conference in Wangaratta next year. Details are in the Bulletin and on the website. I endorse Phil's comments and encourage you to attend.

Finally please everyone invite a speaker to our meetings... your help is needed. In addition we need someone to step up and volunteer as our Program Coordinator. If you can do this please let me know. Your assistance will be most appreciated.

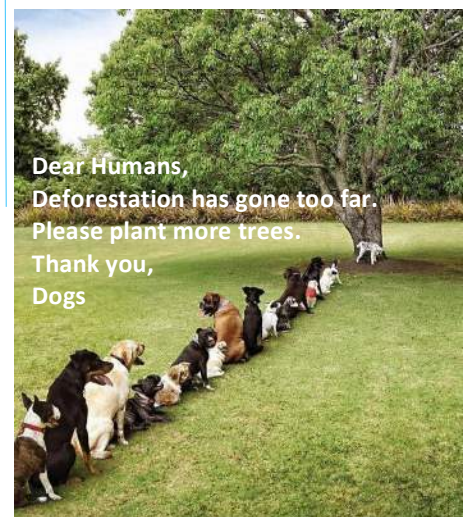
Yours in Rotary

Keith

NEXT MEETING: Monday 3rd August. Dinner Meeting

Speaker: Tony Carraro talks about his family's involvement with drugs.

Apologies & Guests: Please advise John Tennant on ph: 0418 919 009 by 3pm.



Dear Humans,
Deforestation has gone too far.
Please plant more trees.
Thank you,
Dogs

My name is Rotary Bill - pleased to meet you!

I am sure you're all very pleased to have received your subs via e-mail recently. For those who were not at the DG's visit meeting, I regret to advise that annual subscriptions have increased this year from \$200 to \$220. The reasoning being that the club expenses, including dues and insurance levys from RI and District, continue to rise (by some \$1000 last financial year!) We have already had an increase in RI sub for the 1st half of this financial year, and I dare say we can expect the same from most other club expenses.

The board has approved payment by quarter for those who prefer it

(\$55 every 3 months) or half-yearly (\$110 on receipt, balance by 31st Dec), or in full within 30 days.

Please remit via EFT, or cheque. You'll find all the payment details on your invoice. If paying by cheque or EFT, please send through an email to treasurer@rotary-phillipisland-sanremo.org.au with your payment details so the payment is cashed off correctly. Cash is also welcome, but please ensure its handed direct to the treasurer or assistant treasurer (Lyn Greene) to ensure its allocated to your invoice.

Those who would like to make contributions to other Rotary projects and fundraising efforts (Centurion, Paul Harris



Foundation, etc), simply advise how much you would like to contribute, and an invoice will be sent to you for payment. This ensures your contributions will be allocated to the correct project.

Of course, if you have any questions or queries please do not hesitate to get in touch!

Yours in Rotary!
Treasurer Rob.

A Request For Help

Australian Rotary's Interplast surgical teams reconstruct facial deformities for youngsters from the Pacific Islands and our near north. They report a shortage of 'kid-sized' surgical gowns.

If you have some butchers paper, unused cotton fabric and a spare 30 minutes, you could make the pattern shown on the next page (1cm sq = 5cm sq) to make some gowns. They don't need to be perfect. White, brightly coloured, plain or patterned ... it doesn't matter.

PATTERN: Rule a big sheet of paper into 5cm squares. Mark where the two pattern pieces intersect the grid lines and connect those dots. That should give you two pattern pieces - a front and back. The pattern provided gives a gown about 60cm long.

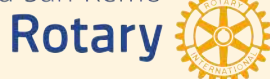
CUTTING: Fold your fabric in half, right sides together and place the middle of the front piece on the fold. You cut one front. The back is the opening, so cut two versions of that.

SEWING: Pin front to back pieces, right sides outwards, and stitch along shoulders and up the sides. Trim and turn to the wrong side. Stitch again along the shoulders and up the sides... that's called a french seam. (Or, if you have an overlocker - forget all that and just stitch the shoulders and side seams!)

Turn under the raw edges of the backs and hem - about 2cm. Stitch some short lengths of ribbon at four points (or two if you're lazy!) about 10cm apart from the neckline on both sides - these are the back ties. Turn under the raw edges at the sleeve openings and hem or bias bind. Stitch bias binding around the neckline. Bottom hem about 2cm.

You can make them bigger or longer but please send to J. Hudson, PO Box 932, Cowes VIC, 3922.

Phillip Island and San Remo



Thank You.



Be a gift to the world

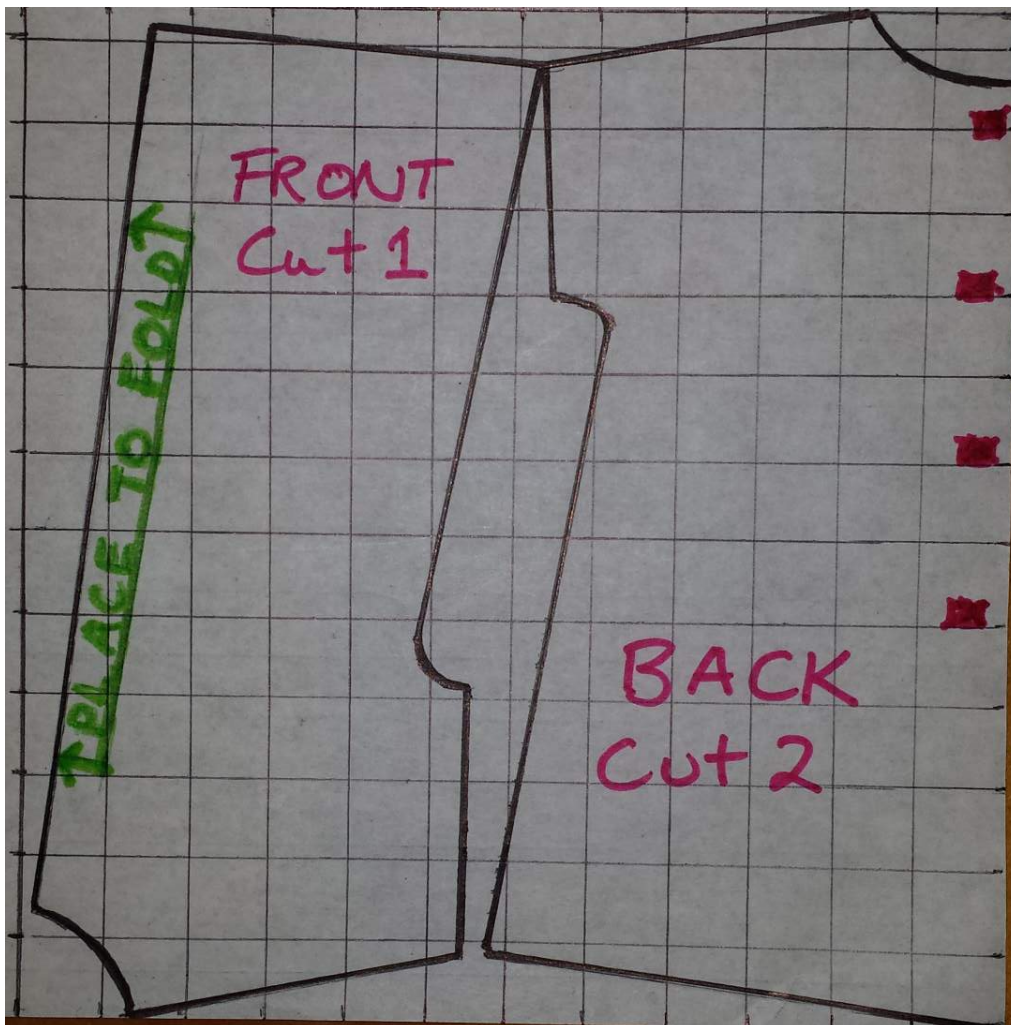
Pattern for 'kid-sized' surgical gowns



InterplastTM

Repairing bodies & rebuilding lives
in the Asia Pacific region

Scale: 1cm sq = 5cm sq



PATTERN: Rule a big sheet of paper into 5cm squares. Mark where the two pattern pieces intersect the grid lines and connect those dots. That should give you two pattern pieces - a front and back. The pattern provided gives a gown about 60cm long.

CUTTING: Fold your fabric in half, right sides together and place the middle of the front piece on the fold. You cut one front. The back is the opening, so cut two versions of that.

SEWING: Pin front to back pieces, right sides outwards, and stitch along shoulders and up the sides. Trim and turn to the wrong side. Stitch again along the shoulders and up the sides... that's called a french seam. (Or, if you have an overlocker - forget all that and just stitch the shoulders and side seams!) Turn under the raw edges of the backs and hem - about 2cm. Stitch some short lengths of ribbon at four points (or two if you're lazy!) about 10cm apart from the neckline on both sides - these are the back ties. Turn under the raw edges at the sleeve openings and hem or bias bind. Stitch bias binding around the neckline. Bottom hem about 2cm.



Newhaven Breakfast Club – Duty Roster

Phillip Island and San Remo

Rotary



4 th August	John Tennant	
11 th August	Vicki Dingley	Joy Ball
18 th August		
25 th August	Phil Dressing	
1 st September	Vicki Dingley	Joy Ball
8 th September		
15 th September		

Please make a note in your diary of the days you are on duty as you will not necessarily be reminded the evening prior. If you are unable to complete your duty please find a replacement or phone Kirsty 0459 494 666. Many thanks.

Rotary Invocation: For good food and good fellowship and the opportunity of service through Rotary, we give thanks.

The Toast: “To Australia, Rotary and the Queen” *Or* “To Australia and Rotary”

MEETING DATES

3rd August: Dinner Meeting

Speaker: Tony Carraro talks about his family's involvement with drugs.

Speaker: Kimberly Brown

10th August: Short Meeting

Speaker: BCSC staff
Robyne Young and Jodi Kennedy provide an update on the Cowes Activity Centre

17th August: Dinner Meeting

To Be Advised

A little courtesy would be appreciated... please RSVP to each meeting if you are NOT attending.

CELEBRATIONS



Birthdays

Helen Excell 29th July
Anja Tennant 7th August

Anniversaries

Phil Dressing 8th August


MEETING DUTIES

Cashiers:

Carron Bourke & Joyce Ball

Set Up:

Peter Kelly & John Tennant



District 9820 Conference WANGARATTA 26-28 February 2016.

Saddle up Rotarians and ride into Wangaratta in 2016!

District Governor (2015-2016) Merv Williams and Christine together with the Rotary Club of Mount Martha, invite you to "GET INTO ROTARY" in Wangaratta.



More details via Facebook:

<https://www.facebook.com/District9820Conference>

Wangaratta and the region is famous for world class wines and gourmet food, natural beauty, historic legends and a rich cultural heritage. Visit cellar doors in the Milawa Gourmet Region and King Valley, walk in the foot-steps of Ned Kelly at Glenrowan, imagine horsemen riding the mountains as you take in the beautiful vistas of the Warby Ranges and King Valley. There's golf at the Jubilee or Waldara Golf Courses and parks, lakes and rivers abound. So while you're 'Getting into Rotary', get into Wangaratta! There's plenty to see and do, with accommodation choices to suit all tastes.

The Wangaratta Performing Arts Centre will be home to the 2016 Conference. Set in the heart of town, this state of the art centre boasts contemporary architecture and world class facilities. Our guest speakers will inform, inspire and amuse whilst our Master of Ceremonies, Elliot Goblet, is sure to keep you entertained! More details will be available throughout the year, but make a note of the dates NOW

More information on Wangaratta: www.visitwangaratta.com.au